

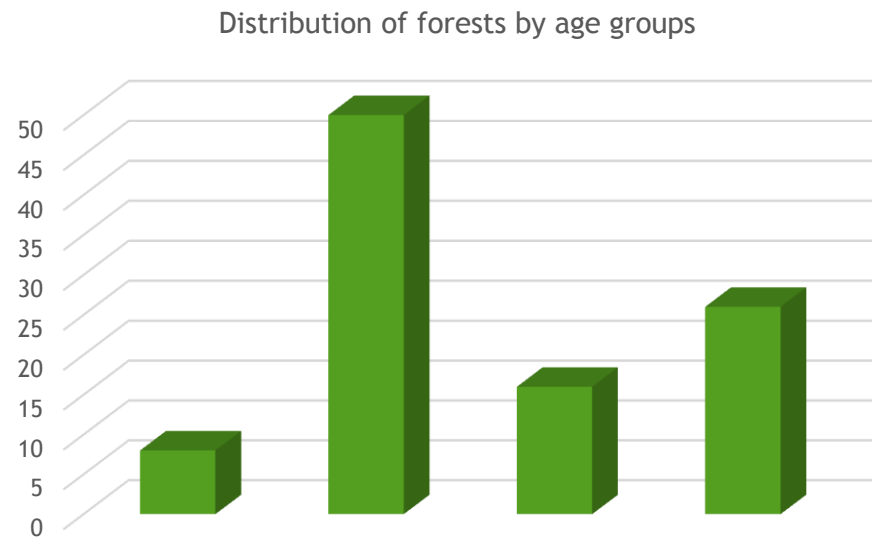
Assessment of Chokhatauri Forests Against SFM Criteria & Indicators (MCPFE, 2002a)

Criterion 1: Maintenance and appropriate enhancement of forest resources and their contribution to global carbon cycles

1.1 Forest area	Total forest and forest lands area is decreased by 9%. According to 2003 year data the area was 57244 hectares which decreased by 5329 ha. Forest cover in municipality is 60.7% of the total municipality territory.
1.2 Growing Stock	Decreased by 8% in comparison to 2003 year data
1.3 Age structure and/or diameter distribution	Forests became younger by 26 year, share of mature and over mature stands decreased by 9099 ha, accordingly decreased number of bigger diameter trees. Uneven distribution by age classes is obvious : Young stands- 8% Middle age - 50% Maturing - 16% Mature and over mature- 26%.
1.4 Forest carbon	Decreased by 407,2 thousand tones

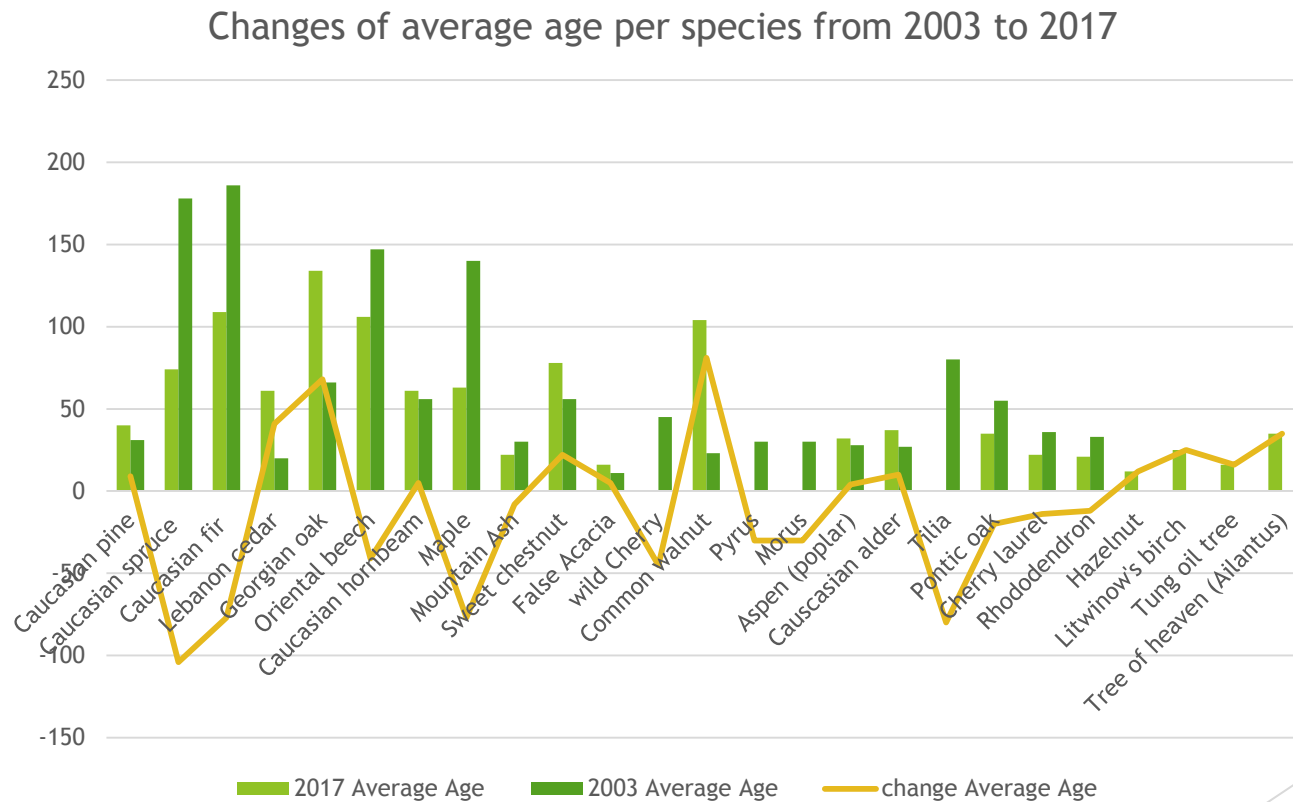
Assessment of Chokhatauri Forests Against SFM Criteria & Indicators (MCPFE, 2002a)

- ▶ Criterion 1: Maintenance and appropriate enhancement of forest resources and their contribution to global carbon cycles



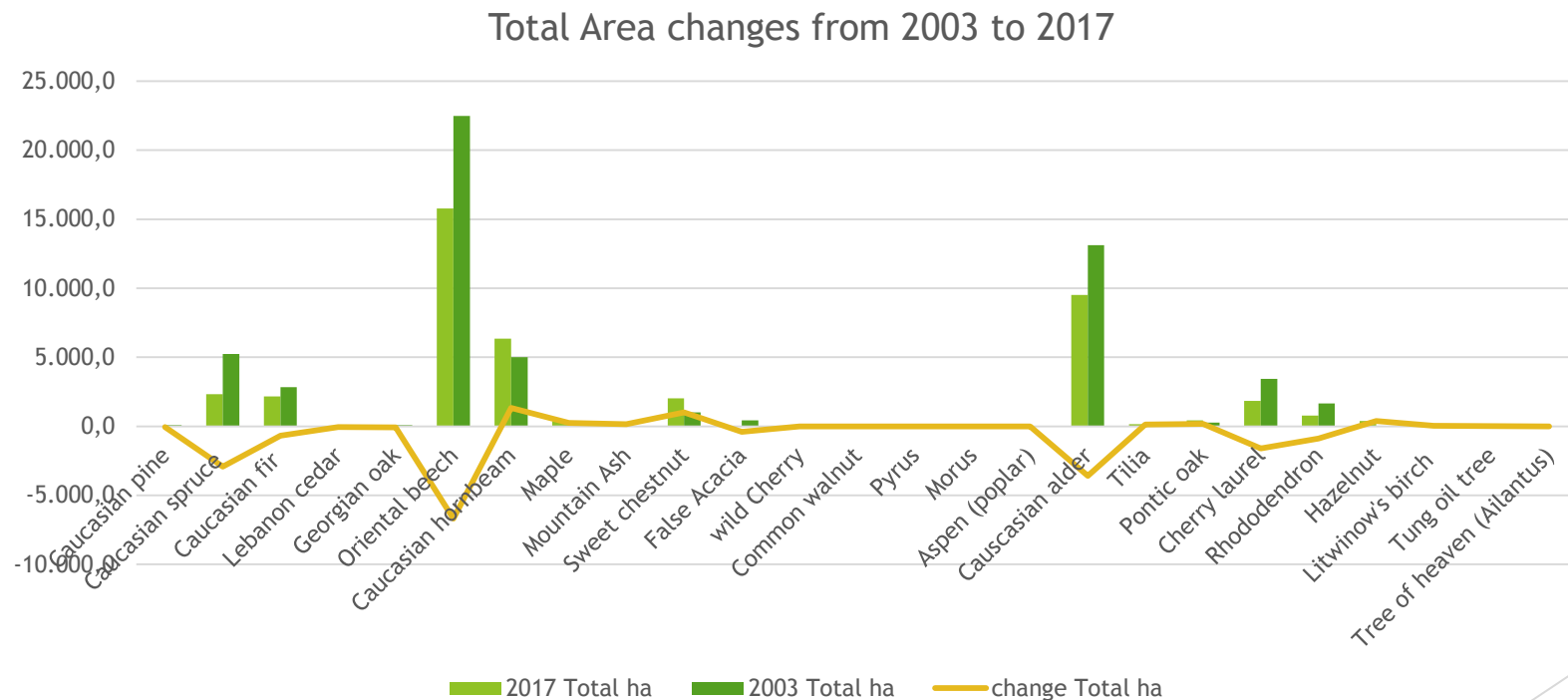
Assessment of Chokhatauri Forests Against SFM Criteria & Indicators (MCPFE, 2002a)

- Criterion 1: Maintenance and appropriate enhancement of forest resources and their contribution to global carbon cycles



Assessment of Chokhatauri Forests Against SFM Criteria & Indicators (MCPFE, 2002a)

Criterion 1: Maintenance and appropriate enhancement of forest resources and their contribution to global carbon cycles



Assessment of Chokhatauri Forests Against SFM Criteria & Indicators (MCPFE, 2002a)

Criterion 1: Maintenance and appropriate enhancement of forest resources and their contribution to global carbon cycles

Species	Accumulated carbon(C) thousand tone	Accumulated carbon(C) ჰა-ზე ტონა	Absorption of CO2 Th. tone total	Absorption of CO2 tone per 1 ha
Coniferous 1988	1173	143	4301	524
Coniferous	959	123.3	3516	452
2017				
Difference	-214	-19.7	-785	-72
Broadleaved	3411.6	72	12509	264
1988				
Broadleaved	3218.4	67	11800	245
2017				
Difference	-193.2	-5	-709	-19
Total forest 1988	4584.6	82.1	16810	301
Total forest 2017	4177.4	74.8		
			15317	274
Total difference	-407.2	-7.3	-1493	-27

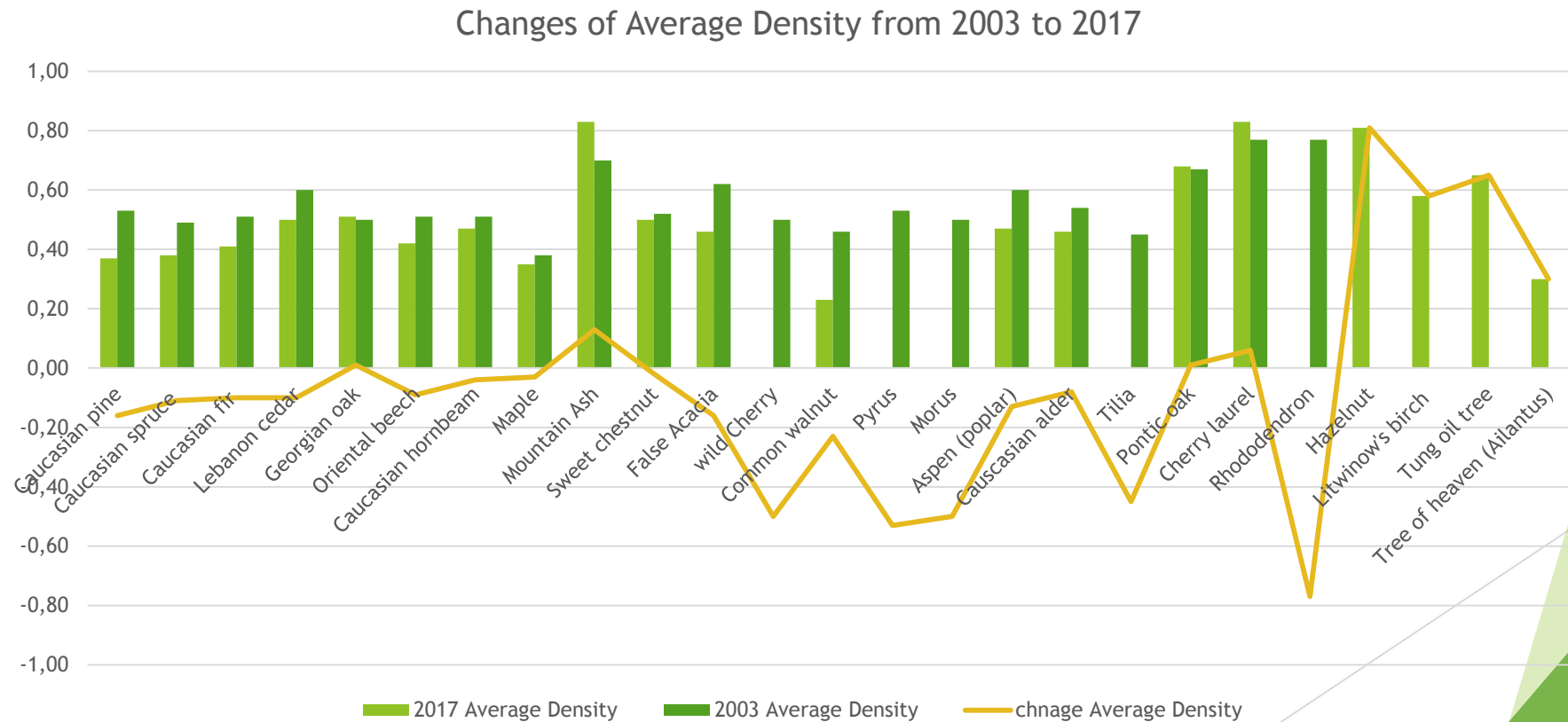
Assessment of Chokhatauri Forests Against SFM Criteria & Indicators (MCPFE, 2002a)

Criterion 2: Maintenance of forest ecosystems' health and vitality

2.1 Deposition and concentration of air pollutants	Absorption of CO ₂ is decreased by 1493 thousand tones
2.4 Forest damage	2023 ha of chestnut forests are totally damaged by <i>Cryphonectria parasitica</i>

Assessment of Chokhatauri Forests Against SFM Criteria & Indicators (MCPFE, 2002a)

Criterion 2: Maintenance of forest ecosystems' health and vitality



Assessment of Chokhatauri forests against SFM Criteria & Indicators (MCPFE, 2002a)

Criterion 3: Maintenance and encouragement of productive functions of forests

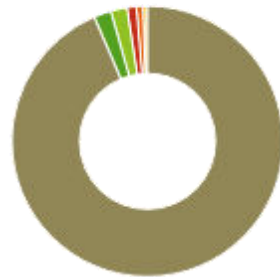
3.1 Increment and fellings	Mean increment is decreased 19 thousand cub. meter
3.2 Roundwood	Roundwood is mainly produced at the licensed area in amount of 7 thousand c.m. Demand for fire wood is approximately 34 thousand c.m.
3.5 Forests under the management plan	Last management plan for the target areas was prepared in 1988. No update since that period

Assessment of Chokhatauri Forests Against SFM Criteria & Indicators (MCPFE, 2002a)

Criterion 3: Maintenance and encouragement of productive functions of forests

- ▶ Different types of forest cut is planned on 10% of the total forest area
- ▶ 91% of total annual harvesting volume is 77,46 thousand cub. meter
- ▶ 1 harvesting volume is considered for removal of wood waste

Distribution by cut types



Assessment of Chokhatauri Forests Against SFM Criteria & Indicators (MCPFE, 2002a)

Criterion 4: Maintenance, conservation and appropriate enhancement of biological diversity in forest ecosystems

4.1 Diversity of tree species	Mainly saved, though it is obvious that some species (morus, pyrus and wild cherry) are under the threat
4.2 Regeneration	Natural regeneration of main tree species is not satisfactory
4.3 Introduced tree species	Areas covered by introduced tree species (tung oil tree and ailanthus) is significantly increased
4.4 Dead wood	Dead wood in the forest is much more than it is required by international standards (4-5 cubic meter per 1 ha)
4.7 Threatened species	Areas covered by Red List species Chestnut (<i>Castanea sativa</i>) and wild cherry(<i>Cerasus avium</i>) are significantly decreased. The same trend is with the main tree species (beech, fir and spruce)
4.8 Protected forests	No protected category forest (in accordance to Protected Areas law) on the territory

Assessment of Chokhatauri Forests Against SFM Criteria & Indicators (MCPFE, 2002a)

Criterion 5: Maintenance and appropriate enhancement of protective functions of forest

5.1 Protective forests - soil, water and other

More than 80% of the target forests are allocated to different protective functions

Assessment of Chokhatauri Forests Against SFM Criteria & Indicators (MCPFE, 2002a)

Criterion 6: Maintenance of other socio-economic functions and conditions

6.1 Forest Holdings	All forests are state owned, on part (about 8 thousand hectares) are under 20-year use license
6.5 Forest sector workforce	There are 20 permanent staff (1 head of Chokhatauri forest unit and 19 Rangers) employed by Regional office of NFA. Approximately 60 persons might be employed by 10 primary wood processing factories registered in Municipality
6.9 Wood energy	According to World Bank study wood use for energy in total energy balance of the Municipality may achieve 70-80 %

Strategic Vision for SFM in Chokhatauri Forest

- ▶ Improvement of forests ecological stability, including resilience to climate change
- ▶ Biodiversity conservation and enhancement
- ▶ Increase of forest economic potential
- ▶ Strengthening of the role of forests in social environment

Strategic Vision for SFM in Chokhatauri Forest

Improvement of forests ecological stability, including resilience to climate change

- ▶ Increase potential of carbon sequestration through the establishment (afforestation/reforestation) resilient to climate change forest stands
- ▶ Conservation of carbon sink through SFM, in particular through effective control of forest fires and pest and diseases
- ▶ Adapted to climate change land use planning and management

Strategic Vision for SFM in Chokhatauri Forest

Biodiversity conservation and enhancement

- ▶ Conservation of species under threat (in-situ, ex-situ)
- ▶ Control of spread of invasive species
- ▶ Identification of key species and habitats and enhancement of their conservation

Strategic Vision for SFM in Chokhatauri Forest

Increase of forest economic potential

- ▶ Development of multipurpose use of forest resources, including establishment of first protected area in the region based on Pontic Oak forest stands
- ▶ Develop new technologies for diversified use of total wood biomass (e.g. wood pellets and briquettes)

Strategic Vision for SFM in Chokhatauri Forest

Strengthening of the role of forests in social environment

- ▶ Through development of multipurpose forestry establishment of alternative employment opportunities for local population
- ▶ Establishment of sustainable fire wood use practice